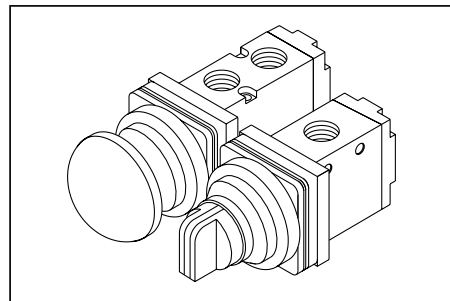


G 1/4, G 1/8 Manually Operated Exel Valves

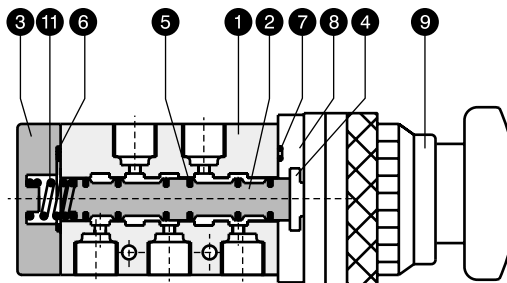
- Compact design with low friction dynamic seals.
- Option of spring return Mushroom Button and Detent type selector switch.
- 5/2 valves offered with 1/4" inlet and cylinder ports.
(All 1/8" ports optional)
- 3/2 valves offered with all 1/8" ports.



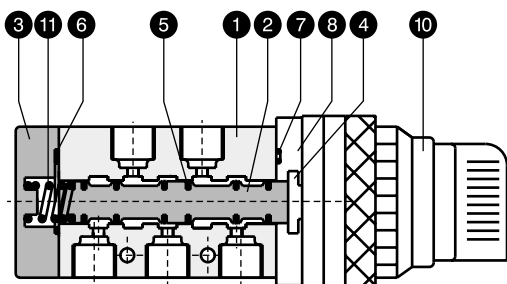
PART LIST - 5/2 WAY VALVES

NO.	DESCRIPTION	QTY.	
		Selector Switch	Mushroom Button
1	Valve body	1	1
2	Spool	1	1
3	Spring housing	1	1
4	Piston	1	1
5	Spool seal	6	6
6	Gasket	1	1
7	Mount. plate 'O' ring	1	1
8	Mounting plate	1	1
9	Mushroom type knob	-	1
10	Selector switch	1	-
11	Spring	1	1

Seal kit consists of items (2+5), 6 & 7.



5/2 Exel Mushroom Button Valve

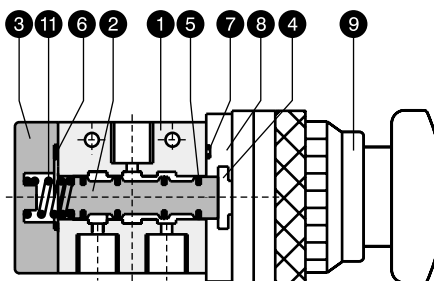


5/2 Exel Selector Switch Valve

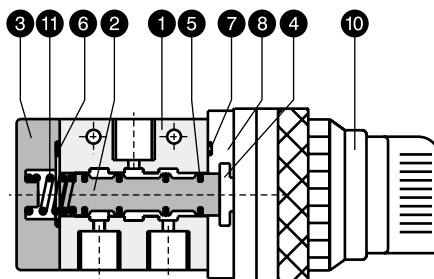
PART LIST - 3/2 WAY VALVES

NO.	DESCRIPTION	QTY.	
		Selector Switch	Mushroom Button
1	Valve body	1	1
2	Spool	1	1
3	Spring housing	1	1
4	Piston	1	1
5	Spool seal	4	4
6	Gasket	1	1
7	Mount. plate 'O' ring	1	1
8	Mounting plate	1	1
9	Mushroom type knob	-	1
10	Selector switch	1	-
11	Spring	1	1

Seal kit consists of items (2+5), 6 & 7.

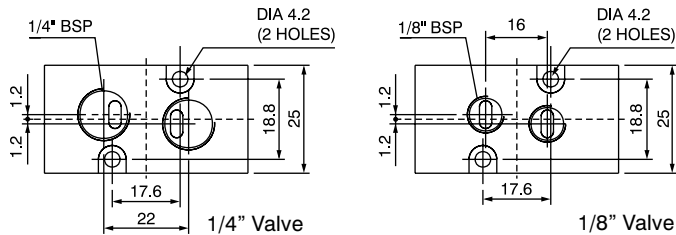


3/2 Exel Mushroom Button Valve



3/2 Exel Selector Switch Valve

CYLINDER PORT CONFIGURATION (5/2 Valve)

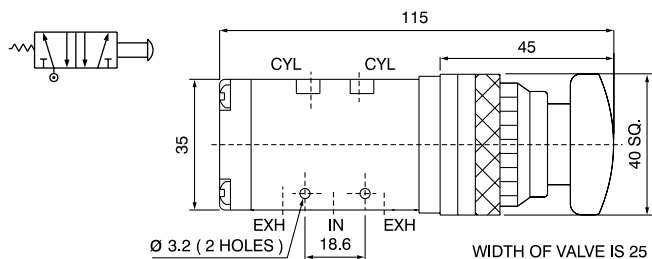


5/2 Exel Manually Operated Valve is offered in two port configurations.

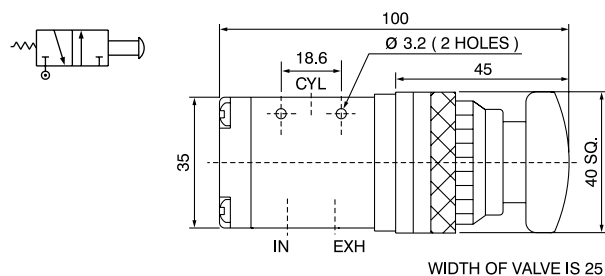
- 1) Inlet , cylinder ports of 1/4", exhaust ports of 1/8".
- 2) All ports of 1/8".

3/2 Exel Manually Operated Valve is offered with all ports of 1/8".

5/2 AND 3/2 MUSHROOM TYPE EXEL VALVE

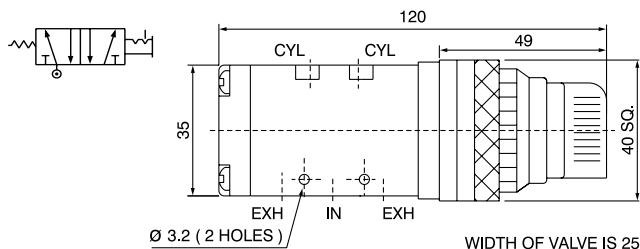


5/2 Exel Mushroom Button Valve

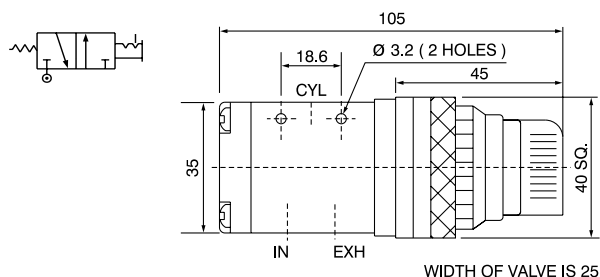


3/2 Exel Mushroom Button Valve

5/2 AND 3/2 SELECTOR SWITCH EXEL VALVE



5/2 Exel Selector Switch Valve



3/2 Exel Selector Switch Valve

PART NOS.

Type	Mushroom Type	Seal Kit
1/4" - 5/2 Exel valve	34004 MS	SK 33004 MS
1/8" - 5/2 Exel valve	33004 MS	
1/8" - 3/2 Exel valve (NC)	33003 MS	SK 33003 MS

SPECIFICATIONS

Medium	Compressed air, Filtered
Design	Spool type with spring return
Working pressure	10 bar max.
Ambient / fluid temp.	- 10 to 55° C
Cv (Nominal flow)	0.7 (700 lit/min.)
Materials	Body & Spool : Aluminium Seals : NBR

PART NOS.

Type	Selector Type	Seal Kit
1/4" - 5/2 Exel valve	34004 SS	SK 33004 MS
1/8" - 5/2 Exel valve	33004 SS	
1/8" - 3/2 Exel valve (NC)	33003 SS	SK 33003 MS

SPECIFICATIONS

Medium	Compressed air, Filtered
Design	Spool type with detent
Working pressure	10 bar max.
Ambient / fluid temp.	- 10 to 55° C
Cv (Nominal Flow)	0.7 (700 lit/min.)
Materials	Body & Spool : Aluminium Seals : NBR